

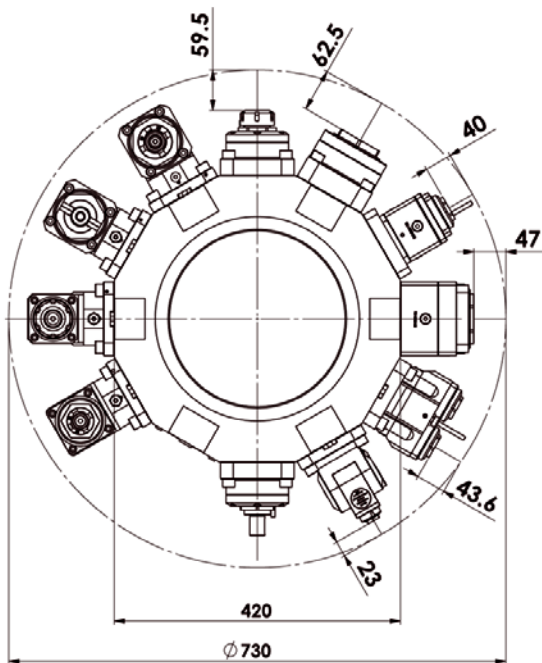
GOODWAY

MODELLO TORNO
MASCHINEN MODELL

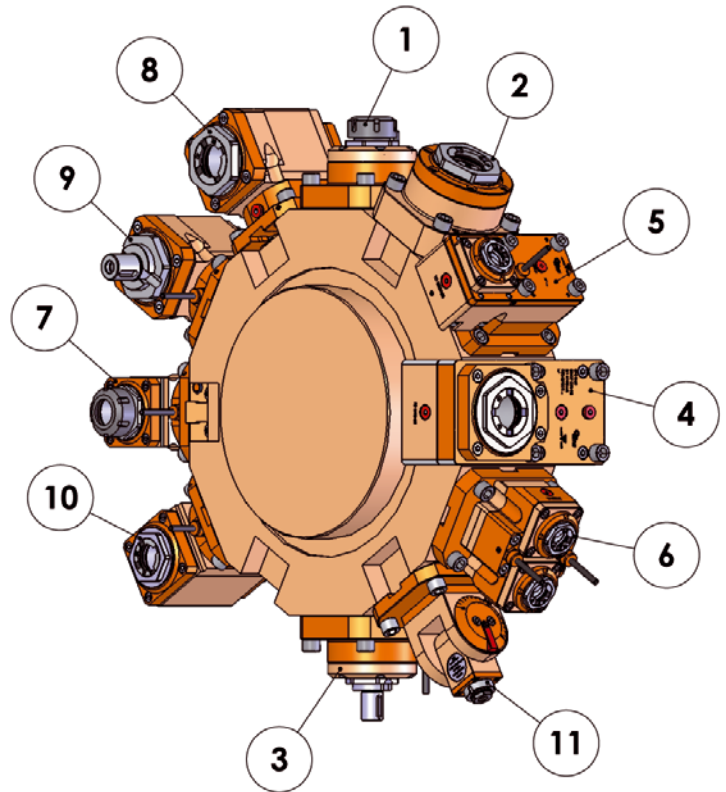
GS 2600 / GS 2800
ONLY WITH BUILT IN TURRET TYPE

D - 60

MANDRINO PRINCIPALE E SECONDARIO
HAUPTSPINDEL / GEGENSPINDEL

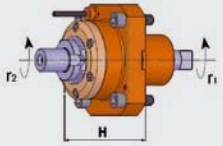
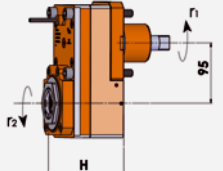
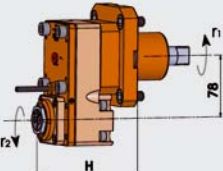
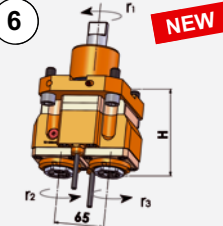
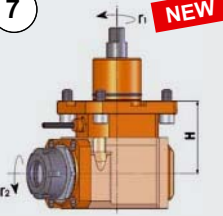
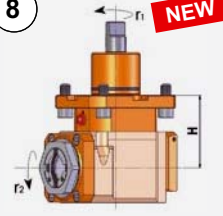



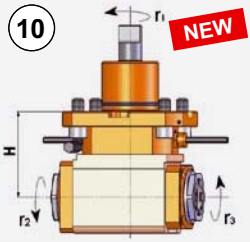
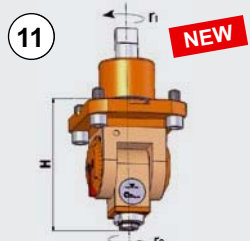
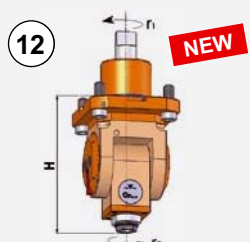
DIAMETRO ROTAZIONE MAX
MAX. ROTATIONS DURCHMESSER / SCHWINGKREIS



F: GHIERA INTERNA / INTERNE SPANNZANGE

MODELLO MODELL	LAVORAZIONE OPERATION	PINZA SPANNZANGE	VELOCITÀ (giri/min) DREHZAHL (U/Min.)	COPPIA DREHMOMENT (Nm)	RAPPORTO ÜBERSETZUNG	H (mm)	LUNGHEZZA UTENSILE WERKZEUGLÄNGE	REFRIGERAZIONE KÜHLSCHMIER- MITTEL	CODICE TEILE NUMMER
	LT-S RADIALE RADIAL $r_1 = r_2$	ER32 (Ø 3-20)	6000	63	1:1	95.5	59.5	esterna extern	05040200
		ER40 (Ø 4-26)	6000	63	1:1	99.5	52.5	esterna extern	05040300
	LT-S RADIALE RADIAL $r_1 = r_2$	ER40-F (Ø 4-26)	6000	63	1:1	92.5	62.5	int. / est. int. / ext.	05041100

MODELLO MODELL	LAVORAZIONE OPERATION	PINZA SPANNZANGE	VELOCITÀ (gir/min) DREHZAHL (U/Min.)	COPPIA DREHMOMENT (Nm)	RAPPORTO ÜBERSETZUNG	H (mm)	LUNGHEZZA UTENSILE WERKZEUGLÄNGE	REFRIGERAZIONE KÜHL-SCHMIER- MITTEL	CODICE TEILE NUMMER
3 NEW 	LT-S RADIALE RADIAL $r_1 = r_2$	DIN 138-22 (Ø 22)	6000	63	1:1	77.5	77.5	esterna extern	05040400
		DIN 138-27 (Ø 27)	6000	63	1:1	79	76	esterna extern	05040500
4 NEW 	LT-S OFS RADIALE RADIAL $r_1 = r_2$	ER40-F (Ø 3-26)	in / eing. 4000 out / ausg. 2000	in / eing. 63 out / ausg. 120	2:1	108	47	esterna extern	05042100
		ER40-F (Ø 3-26)	in / eing. 4000 out / ausg. 2000	in / eing. 63 out / ausg. 120	2:1	108	47	int. / est. int. / ext.	05042200
5 NEW 	LT-S OFS RADIALE RADIAL $r_1 = r_2$	ER20-F (Ø 2-13)	in / eing. 5000 out / ausg. 15000	in / eing. 50 out / ausg. 14	1:3	115	40	esterna extern	05041800
6 NEW 	LT-S2 RADIALE RADIAL r_1 contrario umgekehrt r_2, r_3	ER20-F (Ø 2-13)	6000	38	1:1	110	44	esterna extern	05042300
		ER20-F (Ø 2-13)	in / eing. 6000 out / ausg. 12000	in / eing. 38 out / ausg. 16	1:2	110	44	esterna extern	05042000
7 NEW 	LT-A ASSIALE AXIAL $r_1 = r_2$	ER32 (Ø 3-20)	6000	63	1:1	90	-	esterna extern	05040100
		ER40 (Ø 4-26)	6000	63	1:1	90	-	esterna extern	05040600
8 NEW 	LT-A ASSIALE AXIAL $r_1 = r_2$	ER40-F (Ø 4-26)	6000	63	1:1	90	-	esterna extern	05041000
		ER40-F (Ø 4-26)	6000	63	1:1	90	-	int. / est. int. / ext.	05040700
9 NEW 	LT-A ASSIALE AXIAL $r_1 = r_2$	DIN 138-22 (Ø 22)	6000	63	1:1	90	-	esterna extern	05041300
		DIN 138-27 (Ø 27)	6000	63	1:1	90	-	esterna extern	05041200

MODELLO MODELL	LAVORAZIONE OPERATION	PINZA SPANNZANGE	VELOCITÀ (giri/min) DREHZAHL (U/Min.)	COPPIA DREHMOMENT (Nm)	RAPPORTO ÜBERSETZUNG	H (mm)	LUNGHEZZA UTENSILE WERKZEUGLÄNGE	REFRIGERAZIONE KÜHLSCHMIER- MITTEL	CODICE TEILE NUMMER
	LT-A DOUBLE ASSIALE AXIAL $r_1 = r_2$ r_1 contrario umgekehrt r_3	ER32-F (Ø 3-20)	6000	63	1:1	90	-	esterna extern	05041400
	LT-T ASSIALE AXIAL RADIALE RADIAL r_1 contrario umgekehrt r_2	ER16-F (Ø 1-10)	4000	13	1:1	132	23	esterna extern	05041600
	LT-T ASSIALE AXIAL RADIALE RADIAL r_1 contrario umgekehrt r_2	ER20-F (Ø 2-13)	3000	20	1:1	151	4	esterna extern	05041700